



A12

LiFePO₄ Lithium Battery

12.8 V | 12 Ah | 153.6 Wh

Electrical Specifications

Nominal Voltage	12.8 V
Nominal Capacity	12 Ah
Capacity	@ 6 A 120 min
Energy	153.6 Wh
Resistance	≤ 50 mΩ @ 50 % SOC
Self Discharge	<3% / Month
Cell Type	LiFePO ₄

Discharge Specifications

Max. Continuous Discharge Current	12 A
Peak Discharge Current	24 A (≈ 2 s)
BMS Discharge Cut-Off Current	30 A (50 ms)
Recommended Low Voltage Disconnect	11 V
BMS Discharge Cut-Off Voltage	10.4 V
Reconnect Voltage	10.8 V
Short Circuit Protection	200 to 600 μs

Charge Specifications

Recommended Charge Current	4 A
Maximum Charge Current	12 A
Recommended Charge Voltage	14.6 V
BMS Charge Cut-Off Voltage	<15.4 V (0.5 to 1.5 s)
Reconnect Voltage	>14.6 V
Balancing Voltage	<14.4 V
Maximum Batteries in Series	4

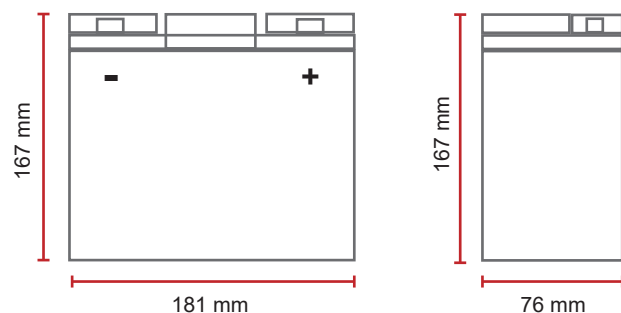
Mechanical Specifications

Measurements (L × W × H)	181 x 76 x 167 mm
Approx. Weight	1.70 kg
Terminal Type	M6
Terminal Torque	9 ~ 11 N m
Case Material	ABS
Enclosure Protection	IP65

Temperature Specifications

Discharge Temperature	-20 ~ 60 °C
Charge Temperature	0 ~ 45 °C
Storage Temperature	-5 ~ 35 °C
BMS High Temperature Cut-Of	65 °C
Reconnect Temperature	48 °C

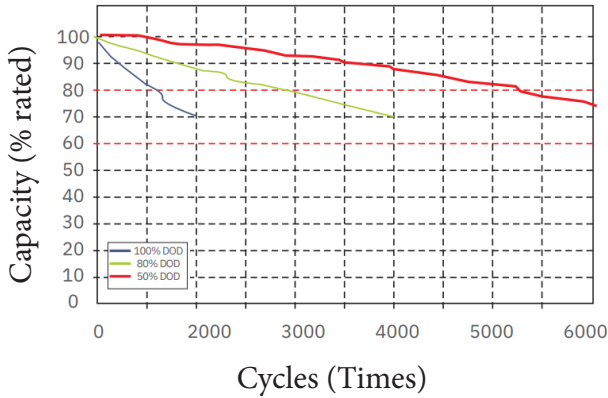
Measurements



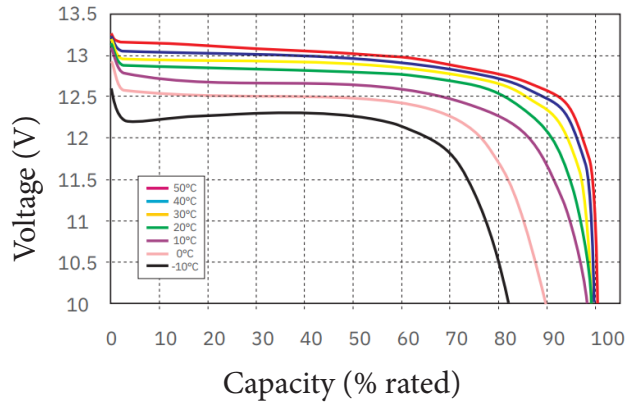
Compliance

Certifications	CE (Battery) UN38.3 (Battery) RoHS
Shipping Classification	UN 3480, CLASS 9

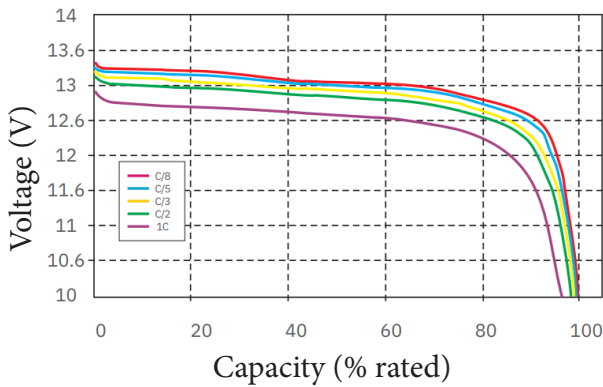
Cycle Life vs. Depth of Discharge (DOD)
Discharge 0.5C / Charge 0.5C (25°C)



Discharge Voltage Profiles at 0.5C Dis-charge Rate



Discharge Voltage Profiles at Various Rates
(25°C Ambient Temperature)



Charging Characteristics (0.5C at 20°C)

